

# Accesorios de latón



## CODO LATON H-H

Ref.	Medida		
LAT094	1/2	25	350
LAT095	3/4	25	250
LAT096	1	10	175
LAT097	1 1/4	10	100
LAT098	1 1/2	5	65
LAT099	2	5	35
LAT100	2 1/2	5	20
LAT101	3	1	10
LAT093	3/8	50	500



## CODO LATON M-H

Ref.	Medida		
LAT094.1	1/2	25	350
LAT095.1	3/4	25	250
LAT096.1	1	10	200
LAT097.1	1 1/4	10	100
LAT098.1	1 1/2	5	75
LAT099.1	2	5	40
LAT100.1	2 1/2	5	15
LAT101.1	3	1	10
LAT093.1	3/8	50	500




## MANGUITO LATON

Ref.	Medida		
LAT103	1/2	25	400
LAT104	3/4	20	300
LAT105	1	10	200
LAT106	1 1/4	10	125
LAT107	1 1/2	5	100
LAT108	2	5	50
LAT109	2 1/2	5	30
LAT110	3	1	20
LAT102	3/8	50	500



## MANGUITO LATON RED. H-H

Ref.	Medida		
LAT157	3/4-1/2	25	250
LAT158	1-3/4	20	150
LAT159	1 1/4-1	10	175
LAT160	1 1/2-1 1/4	10	150
LAT161	2-1 1/2	5	75
LAT162	2 1/2-2	5	40
LAT163	3-2 1/2	2	25
LAT156.1	1/2-3/8	50	350



## TES LATON IGUAL

Ref.	Medida		
LAT085	1/2	25	250
LAT086	3/4	25	150
LAT087	1	10	120
LAT088	1 1/4	10	60
LAT089	1 1/2	5	40
LAT090	2	5	20
LAT091	2 1/2	5	12
LAT092	3	1	10
LAT084	3/8	50	500



## TES LATON REDUCIDAS


Ref.	Medida		
LAT092.1	3/4 x 1/2 x 3/4	25	250
LAT092.2	1 x 1/2 x 1	20	150
LAT092.3	1 x 3/4 x 1	5	120
LAT092.4	1 1/4 x 1 1/4 x 1 1/4	5	60
LAT092.5	1 1/2 x 3/4 x 1 1/2	5	40

# Accesorios de latón




## TAPON LATON HEMBRA

Ref.	Medida		
LAT148	1/2	25	750
LAT149	3/4	25	500
LAT150	1	10	300
LAT151	1 1/4	10	200
LAT152	1 1/2	5	150
LAT153	2	5	100
LAT147	3/8	50	1000



## MACHON DOBLE PULIDO

Ref.	Medida		
LAT111	1/8	20	25
LAT112	1/4	20	25
LAT113	3/8	20	25
LAT114	1/2	20	750
LAT115	3/4	20	500
LAT116	1	10	350
LAT117	1 1/4	5	225
LAT118	1 1/2	5	150
LAT119	2	1	100
LAT120	2 1/2	1	45
LAT121	3	1	30




## MACHON REDUCIDO LATON

Ref.	Medida		
LAT138	1/2-1/4	50	1000
LAT130	1/2 - 3/8	25	600
LAT125	3/4 - 1/2	25	400
LAT124	1 - 1/2	25	200
LAT128	1 - 3/4	20	350
LAT126	1 1/4 - 3/4	20	150
LAT127	1 1/4 - 1	10	250
LAT129	1 1/2 - 1	10	100
LAT131	1 1/2 - 1 1/4	10	175
LAT132	2 - 1 1/4	5	100
LAT133	2 - 1 1/2	5	100
LAT134	2 1/2 - 1 1/2	5	60
LAT135	2 1/2 - 2	5	60
LAT136	3 - 2	1	60
LAT137	3 1/2 - 2 1/2	1	50
LAT122	3/8 - 1/4	50	1000
LAT124	1 - 1/2	25	450



## TAPON LATON MACHO


Ref.	Medida		
LAT140	1/2	25	750
LAT141	3/4	25	500
LAT142	1	10	350
LAT143	1 1/4	10	200
LAT144	1 1/2	5	150
LAT145	2	5	100
LAT139	3/8	50	1000



## TUERCA REDUCCION


Ref.	Medida		
LAT053	1/4 - 1/8	25	100
LAT057	1/4 - 1/2	25	100
LAT054	3/8 - 1/8	25	100
LAT056	3/8 - 1/4	25	100
LAT055	1/2 - 1/8	25	100
LAT058	1/2 - 3/8	25	750
LAT059	3/4 - 1/2	25	500
LAT061	1 - 1/2	20	300
LAT060	1 - 3/4	20	300
LAT063	1 1/4 - 1/2	20	225
LAT064	1 1/4 - 3/4	20	225
LAT062	1 1/4 - 1	10	225
LAT076	1 1/2 - 1/2	20	175
LAT066	1 1/2 - 3/4	20	175
LAT067	1 1/2 - 1	10	175
LAT065	1 1/2 - 1 1/4	10	175
LAT078	2 - 1/2	10	100
LAT071	2 - 3/4	5	100
LAT070	2 - 1	5	100
LAT069	2 - 1 1/4	5	100
LAT068	2 - 1 1/2	5	100
LAT072	2 1/2 - 2	5	50
LAT075	3 - 2 1/2	5	30
LAT073	3 - 2	5	30
LAT076	1 1/2 - 1/2	20	175
LAT077	2 1/2 - 1	5	50
LAT08	2 - 1/2	5	30

# Accesorios de latón




## ENTRONQUE MANGUERA

Ref.	Medida		
LAT210	1/2-14	25	400
LAT211	3/4-20	20	250
LAT212	1-30	20	250
LAT213	1 1/4-35	10	125
LAT214	1 1/2-45	10	80
LAT215	2-60	1	50
	3-75	1	15



## ENLACE TRES PIEZAS LATON

Ref.	Medida		
LAT164	1/2	25	200
LAT165	3/4	20	120
LAT166	1	10	80
LAT167	1 1/4	10	75
LAT168	1 1/2	5	50
LAT169	2	1	35
LAT170	2 1/2	1	15
LAT171	3	1	12



## RACOR METAL CON TUERCA

Ref.	Medida		
LAT039	1/2 x 14	10	300
LAT040	3/4 x 20	10	180
LAT041	1 x 25	5	100
LAT042	1 1/4 x 30	5	100
LAT043	1 1/4 x 35	5	85
	1 1/2 x 40	1	50



## MANOMETRO GLICERINA 1/4 - Ø 63

Ref.	Bar		
FUM039	0-40	5	1
FUM037	0-60	5	1
FUM038	0-100	5	1
FUM039.1	0-10	5	1



## BEBEDERO CERDO AUTOMATICO

Ref.	Rosca		
LAT480	1/2	25	250



## BEBEDERO CERDO INOX AUTOMATICO

Ref.	Rosca		
LAT480.1	1/2	25	250



## BEBEDERO CERDO AUTOMATICO CRIA

Ref.	Rosca		
LAT480.2	1/2	25	250


# Acoples y accesorios



## CODO ALUMINIO

Ref.	Manguera	Modelo	
JAR541	1" X 20mm	VYR 77	50


Fabricado en aluminio  
Para acoplar a VYR 76



## TUBO ELEVADOR

Ref.	Medidas	Modelo	
JAR550	1 x 0,50 mts	VYR 45	50

Fabricado en aluminio



## VALVULA ACOPLERAPIDO

Ref.	Medida	Modelo	
JAR546	3/4	VYR 81	50

Diseñado para sistemas de riego permanente en jardines, cespèd.  
Fabricado el lat3n.



## CODO GIRATORIO

Ref.	Manguera	Tuerca	Modelo	
JAR561	20 mm	3/4	VYR 83	100
JAR562	25 mm	1	VYR 83	100



## BOMBA JARRA

Ref.	Medida	Modelo	
MOT058	25 litros	B9	1
MOT064	25 litros	Ma12	1

Caudal max:1,2m<sup>3</sup>/h. Aspiracion max: 6-7mts



## VALVULA ANCLAJE

Ref.	Medidas	Modelo	
JAR540		VYR 76	50

Fabricado en aluminio  
Para anclaje con VYR 45



## LLAVE BAYONETA

Ref.	Medida	Modelo	
JAR549	3/4M - 1/2H	VYR 82	100

Fabricado en lat3n  
Para acoplar a VYR 81 accionando la v3lvula




# Acoples y accesorios



## ACOPLERAPIDO MANGUERA

Ref.	Manguera	Tuerca	Modelo	
JAR536	15 mm	1/2	VYR 6	200
JAR537	20 mm	1/2	VYR 6	200
JAR538	25 mm	3/4	VYR 6	200

Fabricado en latón  
Para manguera de plástico o goma



## ACOPLERAPIDO MANGUERA

Ref.	Manguera	Modelo	
JAR542	15 mm	VYR 8	200
JAR543	20 mm	VYR 8	150
JAR544	25 mm	VYR 8	100


Fabricado en latón  
Para manguera de plástico o goma



## ACOPLERFIJO

Ref.	Manguera	Tuerca	Modelo	
JAR556	20 mm	3/4	VYR 7	100

Fabricado en latón con conexión 3/4 rosca hembra  
Para manguera de plástico o goma



## MEDIO ENLACE BARCELONA

Ref.	Medida	
LAT079	15	25
LAT020	20	25
LAT021	25	25
LAT022	30	25
LAT023	35	20
LAT024	40	20
LAT025	45	15
LAT026	50	15
LAT027	60	10
LAT028	70	10



## JUNTAS ENLACE BARCELONA


Ref.	Medida	
	14	25
LAT012	20	25
LAT013	25	25
LAT014	30	25
LAT015	35	20
LAT016	40	20
LAT017	45	15
LAT018	50	10
LAT019	60	10
	70	5



## MEDIO ENLACE BARCELONA ROSCA


Ref.	Medida	
LAT---	--	--
LAT002	20 x 1/2	25
LAT003	25 x 3/4	25
LAT004	30 x 1	25
LAT005	35 x 1 1/4	20
LAT006	40 x 1 1/4	20
LAT007	45 x 1 1/2	15
LAT008	50 x 1 1/2	15
LAT009	50 x 2	10
LAT010	60 x 2	10

# Accesorios depósitos



## RACOR URALITA

Ref.	Medida		
LAT351	½	10	25
LAT352	¾	10	25
LAT353	1	10	25
LAT354	1 ¼	5	10
LAT355	1 ½	5	10
LAT356	2	1	5
LAT357	2 ½	1	5
LAT358	3	1	5




## ARANDELA HIERRO

Ref.	Medida		
LAT365	½	10	25
LAT366	¾	10	25
LAT367	1	10	25
LAT368	1 ¼	5	10
LAT369	1 ½	5	10
LAT370	2	1	5

## ARANDELA GOMA

Ref.	Medida		
LAT360	½	10	25
LAT361	¾	10	25
LAT362	1	10	25
LAT363	1 ¼	5	10
LAT364	1 ½	5	10
LAT359	2	1	5



## FLOTADOR GRIFO RIGIDO

Ref.	Medida		
FLO---	½	1	50
FLO002.1	¾	1	50
FLO003.1	1	1	25
FLO004	1 ¼	1	25



## BOYA SOPLADA

Ref.	Medida		
FLO007	½- ¾ M6 160	1	50
FLO005	½ - ¾ M6 110	1	50
FLO006	1 M8 150	1	25
FLO008	1 ¼ - 1 ½ M9 220	1	10
FLO009	¾ M7 100	1	25
FLO007.1	½ - ¾ M6 130	1	50



## FLOTADOR GRIFO ARTICULADO ASIENTO LATON

Ref.	Medida		
FLO001	½	1	10
FLO002	¾	1	10
FLO003	1	1	5
FLO---	1 ¼	1	5




## ADAPTADOR UNIVERSAL

Ref.	Medida	Modelo	
GOT165	1 ½	HEMBRA	20



## ADAPTADOR UNIV. HEMBRA

Ref.	Medida	Modelo	
GOT165.4	½	HEMBRA	50
GOT165.5	¾	HEMBRA	50



## ADAPTADOR UNIV. MACHO

Ref.	Medida	Modelo	
GOT165.1	1 ½	MACHO	50
GOT165.2	1	MACHO	50
GOT165.3	¾/4H - 1M	M-H	20

# Accesorios roscados pe



## MACHON ROSCADO

Ref.	Medida		
POL100	1/2	250	--
POL101	3/4	200	--
POL102	1	150	--
POL088	1 1/4	150	--
POL089	1 1/2	00	--
POL090	2	100	--
POL091	2 1/2	30	--
POL092	3	30	--



## MACHON REDUCIDO

Ref.	Medida		
	3/4-1/2	200	--
POL102.1	1-3/4	150	--
POL088.1	1 1/4-1	150	--
POL089.1	1 1/2-1 1/4	100	--
	2-1 1/2	100	--
	2 1/2-2	30	--
	3-2 1/2	30	--



## TUERCA REDUCCION

Ref.	Medida		
POL096	3/4-1/2	200	--
POL097.1	1-3/4	200	--
POL098	1 1/4-1	100	--
POL093.1	1 1/2-1	100	--
POL093	1 1/2-1 1/4	100	--
POL.94.2	2-1	100	--
POL094.1	2-1 1/4	100	--
POL094	2-1 1/2	100	--
POL099	2 1/2-2	50	--
POL097	1-1/2	200	--



## TAPON PLASTICO R/M

Ref.	Medida		
POL168	1/2	250	--
POL138	3/4	200	--
POL137	1	150	--
POL169	1 1/4	150	--
POL139	1 1/2	100	--
	2	100	--
	2 1/2	30	--
	3	30	--



## MANGUITO HEMBRA

Ref.	Medida		
POL102.5	1/2	200	--
POL102.6	3/4	200	--
POL102.7	1	100	--
POL102.8	1 1/4	100	--
	1 1/2	100	--
	2	100	--
	2 1/2	20	--
	3	10	--





## MANGUITO REDUCIDO

Ref.	Medida		
	3/4-1/2	200	--
	1-3/4	100	--
	1 1/4-1	100	--
POL102.9	1 1/2-1 1/4	100	--
	2-1 1/2	100	--
	2 1/2-2	20	--
	3-2 1/2	10	--

# Accesorios galvanizados





## BOBINA GALVANIZADA ROSCA-ROSCA

Ref.	Medida		
GAL475	1/2 x 100	10	--
GAL455	1/2 x 200	10	--
GAL421	1/2 x 300	10	--
GAL460	1/2 x 400	10	--
GAL461	1/2 x 500	10	--
GAL476	3/4 x 100	10	--
GAL459	3/4 x 200	10	--
GAL469	3/4 x 300	10	--
GAL458	3/4 x 400	10	--
GAL477	1 x 100	10	--
GAL456	1 x 200	10	--
GAL453	1 x 300	5	--
GAL482	1 x 400	5	--
GAL478	1 1/4 X 100	5	--
GAL457	1 1/4 X 200	5	--
GAL470	1 1/4 X 250	5	--
GAL471	1 1/4 X 300	5	--
GAL472	1 1/4 X 400	5	--
GAL479	1 1/2 X 100	4	--
GAL480	1 1/2 X 200	4	--
GAL467	1 1/2 X 250	4	--
GAL451	1 1/2 X 300	4	--
GAL483	1 1/2 X 400	4	--
GAL481	2 X 100	3	--
GAL466	2 X 200	3	--
GAL416	2 X 300	3	--
GAL404	3 X 500	3	--
GAL400	4 X 160	3	--
GAL401	4 X 200	3	--
GAL402	4 X 300	3	--



## TUERCA REDUCCION FIG. 241

Ref.	Medida		
GAL120	3/8 x 1/4	1	--
GAL121	1/2 x 1/4	1	--
GAL122	1/2 X 3/8	1	--
GAL123	3/4 X 1/4	1	--
GAL124	3/4 x 3/8	1	--
GAL125	3/4 X 1/2	1	--
GAL126	1 X 1/4	1	--
GAL127	1 x 3/8	1	--
GAL128	1 x 1/2	1	--
GAL129	1 x 3/4	1	--
GAL130	1 1/4 x 3/8	1	--
GAL131	1 1/4 x 1/2	1	--
GAL132	1 1/4 x 3/4	1	--
GAL133	1 1/4 x 1	1	--
GAL134	1 1/2 x 3/8	1	--
GAL135	1 1/2 x 1/2	1	--
GAL136	1 1/2 x 3/4	1	--
GAL137	1 1/2 x 1	1	--
GAL138	1 1/2 x 1 1/4	1	--
GAL139	2 x 3/8	1	--
GAL140	2 x 1/2	1	--
GAL141	2 x 3/4	1	--
GAL142	2 x 1	1	--
GAL143	2 X 1 1/4	1	--
GAL144	2 x 1 1/2	1	--
GAL145	2 1/2 X 1/2	1	--
GAL146	2 1/2 X 3/4	1	--
GAL147	2 1/2 x 1	1	--
GAL148	2 1/2 x 1 1/4	1	--
GAL149	2 1/2 x 1 1/2	1	--
GAL150	2 1/2 x 2	1	--
GAL152	3 x 1	1	--
GAL153	3 x 1 1/4	1	--
GAL154	3 x 1 1/2	1	--
GAL155	3 x 2	1	--
GAL156	3 X 2 1/2	1	--
GAL160	4 x 2	1	--
GAL161	4 x 2 1/2	1	--
GAL162	4 x 3	1	--
GAL163	4 x 3 1/2	1	--

# Accesorios galvanizados



MANGUITO BOTELLA  
FIG. 240

Ref.	Medida		
GAL001	3/4 x 1/2	10	--
GAL002	1 x 1/2	10	--
GAL003	1 x 3/4	10	--
GAL004	1 1/4 x 1/2	10	--
GAL005	1 1/4 x 3/4	10	--
GAL006	1 1/4 x 1	10	--
GAL007	1 1/2 x 1/2	10	--
GAL008	1 1/2 x 3/4	10	--
GAL009	1 1/2 x 1	10	--
GAL010	1 1/2 x 1 1/4	5	--
GAL011	2 x 1/2	5	--
GAL012	2 x 3/4	5	--
GAL013	2 x 1	5	--
GAL014	2 x 1 1/4	5	--
GAL015	2 x 1 1/2	5	--
GAL016	2 1/2 x 3/4	5	--
GAL017	2 1/2 x 1	5	--
GAL018	2 1/2 x 1 1/4	5	--
GAL019	2 1/2 x 1 1/2	5	--
GAL020	2 1/2 x 2	1	--
GAL021	3 x 1	1	--
GAL022	3 x 1 1/4	1	--
GAL023	3 x 1 1/2	1	--
GAL024	3 x 2	1	--
GAL025	3 x 2 1/2	1	--
GAL026	4 x 1	1	--
GAL027	4 x 1 1/4	1	--
GAL028	4 x 1 1/2	1	--
GAL029	4 x 2	1	--

MANGUITO INTERIOR  
FIG. 531

Ref.	Medida		
GAL209	1/4	1	--
GAL210	3/8	1	--
GAL211	1/2	1	--
GAL212	3/4	1	--
GAL213	1	1	--
GAL214	1 1/4	1	--
GAL215	1 1/2	1	--
GAL216	2	1	--
GAL217	2 1/2	1	--
GAL218	3	1	--
GAL219	4	1	--



MANGUITO ROSCA DCHA.  
FIG. 270

Ref.	Medida		
GAL164	1/4	1	--
GAL165	3/8	1	--
GAL166	1/2	1	--
GAL167	3/4	1	--
GAL168	1	1	--
GAL169	1 1/4	1	--
GAL170	1 X 1/2	1	--
GAL171	2	1	--
GAL172	2 1/2	1	--
GAL173	3	1	--
GAL174	3 1/2	1	--
GAL175	4	1	--



MACHON DOBLE R. DCHA.  
FIG. 280

Ref.	Medida		
GAL176	1/4	1	--
GAL177	3/8	1	--
GAL178	1/2	1	--
GAL179	3/4	1	--
GAL180	1	1	--
GAL181	1 1/4	1	--
GAL182	1 1/2	1	--
GAL183	2	1	--
GAL184	2 1/2	1	--
GAL185	3	1	--
GAL186	4	1	--





# Accesorios galvanizados



TAPON MACHO C/REBORDE  
FIG. 290

Ref.	Medida		
GAL187	1/4	1	--
GAL188	3/8	1	--
GAL189	1/2	1	--
GAL190	3/4	1	--
GAL191	1	1	--
GAL192	1 1/4	1	-
GAL193	1 1/2	1	--
GAL194	2	1	--
GAL195	2 1/2	1	--
GAL196	3	1	--
GAL197	4	1	--



ENLACES JUNTA CONICA  
FIG. 340

Ref.	Medida		
GAL198	1/4	1	--
GAL199	3/8	1	--
GAL200	1/2	1	--
GAL201	3/4	1	--
GAL202	1	1	--
GAL203	1 1/4	1	-
GAL204	1 1/2	1	--
GAL205	2	1	--
GAL206	2 1/2	1	--
GAL207	3	1	--
GAL208	4	1	--



CRUZ HEMBRA  
FIG. 180

Ref.	Medida		
	1/4	1	--
	3/8	1	--
	1/2	1	--
	3/4	1	--
	1	1	--
	1 1/4	1	-
	1 1/2	1	--
GAL115	2	1	--
	2 1/2	1	--
GAL117		1	--
	4	1	--



TE IGUAL GALVANIZADA  
FIG. 130

Ref.	Medida		
GAL096	1/4	1	--
GAL097	3/8	1	--
GAL098	1/2	1	--
GAL099	3/4	1	--
GAL100	1	1	--
GAL101	1 1/4	1	-
GAL102	1 1/2	1	--
GAL103	2	1	--
GAL104	2 1/2	1	--
GAL105	3	1	--
GAL106	3 1/2	1	--
GAL107	4	1	--



TAPA GALVANIZADA  
FIG. 300


Ref.	Medida		
GAL490	1/2	1	--
GAL493	3/4	1	--
GAL491	1	1	--
GAL492	1 1/4	1	--

# Accesorios galvanizados



CODO IGUAL GALVANIZADO  
FIG. 090

Ref.	Medida		
GAL060	1/4	1	--
GAL061	3/8	1	--
GAL062	1/2	1	--
GAL063	3/4	1	--
GAL064	1	1	--
GAL065	1 1/4	1	-
GAL066	1 1/2	1	--
GAL067	2	1	--
GAL068	2 1/2	1	--
GAL069	3	1	--
GAL070	3 1/2	1	--
GAL071	4	1	--




CODO M-H GALVANIZADO  
FIG. 092

Ref.	Medida		
GAL084	1/4	1	--
GAL085	3/8	1	--
GAL086	1/2	1	--
GAL087	3/4	1	--
GAL088	1	1	--
GAL089	1 1/4	1	-
GAL090	1 1/2	1	--
GAL091	2	1	--
GAL092	2 1/2	1	--
GAL093	3	1	--
GAL094	3 1/2	1	--
GAL095	4	1	--



CURVA H-H GALVANIZADA  
FIG. 002

Ref.	Medida		
	1/4	1	--
	3/8	1	--
	1/2	1	--
	3/4	1	--
	1	1	--
	1 1/4	1	-
	1 1/2	1	--
	2	1	--
	2 1/2	1	--
	3	1	--
	3 1/2	1	--
	4	1	--



CURVA M-H GALVANIZADA  
FIG. 001

Ref.	Medida		
	1/4	1	--
	3/8	1	--
	1/2	1	--
	3/4	1	--
	1	1	--
	1 1/4	1	-
	1 1/2	1	--
	2	1	--
	2 1/2	1	--
	3	1	--
	3 1/2	1	--
	4	1	--

# Contadores

CONTADORES PARA AGUA POTABLE, USO AGRICOLA E INDUSTRIAL



CONTADOR LATON  
CHORRO MULTIPLE S/ RACORES

Ref.	Medida	Racor	PN	
JAR040	1" DN 20	3/4"	16	1
JAR041	1 1/4" DN 25	1"	16	1
JAR042	1 1/2" DN 30	1 1/4"	16	1
JAR043	2" DN 40	1 1/2"	16	1
JAR044	2 1/2" DN 50	2"	16	1



CONTADOR NYLON  
CHORRO MULTIPLE S/ RACORES

Ref.	Medida	Racor	PN	
JAR--	1" DN 20	3/4"	10	1
JAR--	1 1/4" DN 25	1"	10	1
JAR--	1 1/2" DN 30	1 1/4"	10	1
JAR--	2" DN 40	1 1/2"	10	1
JAR--	2 1/2" DN 50	2"	10	1



CONTADOR TIPO WOLTMAN

Ref.	DN	PN	Q max	Q min	
JAR---	50	16	50	0,4	1
JAR---	65	16	78,75	0,504	1
JAR---	80	16	125	0,625	1
JAR---	100	16	200	0,8	1
JAR---	125	16	312,5	1,563	1
JAR---	150	16	500	2	1
JAR---	200	16	787,5	5,04	1
JAR---	250	16	1250	10	1
JAR---	300	16	2000	12,8	1

Temperaturas hasta 30°C

Instalacion horizontal, vertical o inclinada, con tuberia llena de agua.

Cuerpo en fundicion y pre equipado con emisor de impulsos

IP 68 . PN ISO 4064. CEE UNE EN ISO 9001